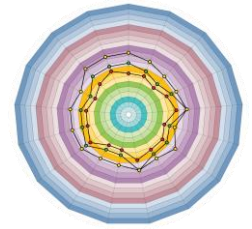


Development Map guide for parents and carers



Welcome to your child's Development Map pages where you can watch them grow, develop and learn in the first months and years of their lives.

Did you know that the first five years of your child's life is the busiest time for them as their bodies and brains grow faster than at any other period in their lives? In 60+ months they will have become talkers, walkers, thinkers and learners with their own unique personalities, interests and self-confidence with blossoming relationships and friendships, meeting other children and adults as their worlds widen. They learn so much from you and all their early experiences at home, your wider family, in your community and in nursery, preschools, playgroups etc all of which create a firm foundation for their early development and learning.

Your child's Development Map will capture these important years and the wonderful journey they are on, through meaningful partnerships between home and setting/school, building relationships with the adults who teach your child through their careful observations, the Learning Stories they share with you and your child's interests, ideas and creativity.

How do I join my child's Development Map pages?

Development Map

Welcome to WatchMeGrow and the Development Map

Hello Ms. Hussain,

You have been invited by Reflections Nursery School to participate in your child's Development Map profile.

We use the Development Map to record your child's progress and learning during their formative early years and to capture their thinking, ideas and interests. We would like to share your child's early experiences and achievements with you so we can support them together.

To do this you will need to sign up and create a password which will give you access to your child's Development Map, Observations, Learning Stories and other important information. Please follow the link below:

[Join Development Map](#)

Once you have confirmed your account you will be able to log in to the Development Map using your email: di.chilvers@hotmail.co.uk

If you have any questions please do not hesitate to contact us at Reflections Nursery School.

Using the Development Map will enhance the way in which your child's development, learning and play can be tracked as you watch them grow – let us know what you think!

All the best
The early years team

Your child's setting will send you an invitation email to set up your Development Map Account which looks like this.

Click on the green button 'Join Development Map' which takes you to the next page.

Tip: Check your spam/junk file in case it has ended up there!

Welcome to WatchMeGrow and the Development Map

You have been invited by Reflections Nursery School to participate in your child's Development Map profile.

Create your account by entering a password.

Email:
di.chilvers@watchmegrow.uk

Password

Password confirmation

I agree to receive email updates about my child's profile in Development Map.

I agree to The Development Map Web Site and Terms of Use and Privacy Policy

Remember: You should never share your password or Development Map account with anyone else.

[Activate my account](#)

This page takes you through creating your account password.

Tip: Choose a secure but memorable password. Hopefully you will be checking in regularly to see what your child has been busy doing.

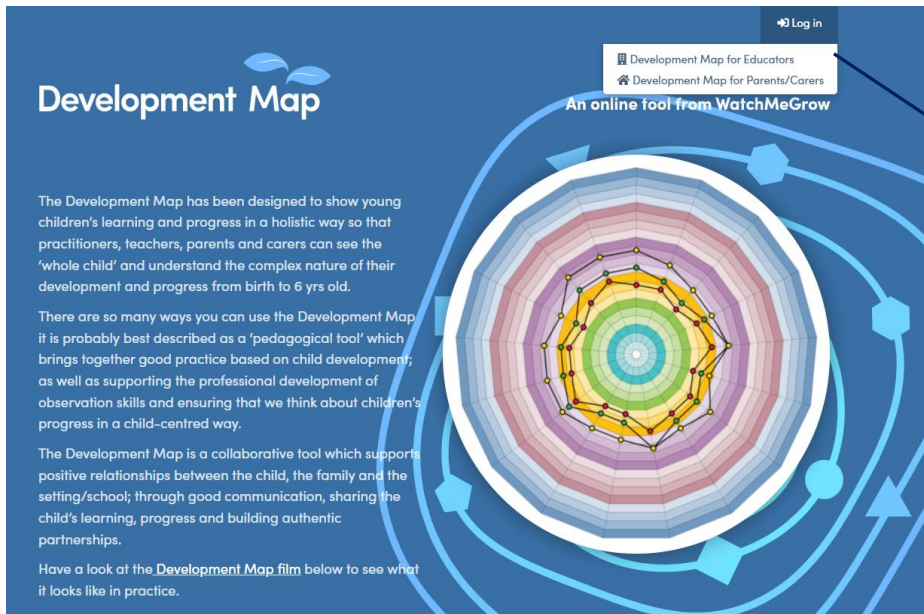
Don't forget to tick the two boxes to agree to the terms of use.

Then select Activate my account.

You will be sent email alerts to let you know if there are any new messages as well as when Learning Stories, My Gallery observations, My Interests and Reviews have been added.

How to log into your child's Development Map

To login into your child's Development Map account use this link <https://www.developmentmap.co.uk/>



Development Map

The Development Map has been designed to show young children's learning and progress in a holistic way so that practitioners, teachers, parents and carers can see the 'whole child' and understand the complex nature of their development and progress from birth to 6 yrs old.

There are so many ways you can use the Development Map it is probably best described as a 'pedagogical tool' which brings together good practice based on child development; as well as supporting the professional development of observation skills and ensuring that we think about children's progress in a child-centred way.

The Development Map is a collaborative tool which supports positive relationships between the child, the family and the setting/school; through good communication, sharing the child's learning, progress and building authentic partnerships.

Have a look at the Development Map film below to see what it looks like in practice.

Log in

Development Map for Educators

Development Map for Parents/Carers

An online tool from WatchMeGrow

The link takes you to the Development Map Website.

Click on **Log In** in the top right-hand corner of the page and select **Development Map for Parents/Carers**. Clicking here takes you to this page, where you can enter your Email and Password.

Tip: Make the link into a short cut on your computer, iPad or phone for easy access.



Development Map for Parents/Carers

Email

Password

Log in

If you don't yet have an account, enquire with your child's setting.

[Forgot your password?](#)

[Didn't receive confirmation instructions?](#)

[Didn't receive unlock instructions?](#)

If you have any questions or need any help accessing your child's Development Map – please talk to your child's key person or a member of the team.

Here is Harlem's Dad talking about his son's Development Map pages:

"As a parent, I do sit and think, I wonder what he's doing while in nursery. Harlem's Development Map page is very helpful to see into the time of day I don't get to see. To be able to see what he is enjoying and the learning steps he is taking, helps me as a parent and also gives us all, I feel, a topic of conversation. I have really enjoyed being able share some of things we do at home to further his learning. I think it is a great way for parents and educators to interact with each other."

Everything recorded on the Development Map is stored safely and securely in line with current General Data Protection Regulations (GDPR)

What can I see on my Child's Development Map pages?

When you have logged into your Child's Development Map you will find all their pages. The best way to find out about your child's pages is to have a 'play' and explore what you can do. It's also a great opportunity to share this with your child as they will be able to show you their Learning Stories, My Gallery Observations and My Interests and tell you all about them.

- **My News** page is where we can see your child and the people who are important to them. As well as something about what they like and don't like. This can change so don't forget to tell your child's key person.
- **My Information** includes details of your child's Group and Key Person.
- **My Home News** is a great, quick, way of keeping in touch (similar to Whats App) you can send your own messages and add images from home or reply to messages from the setting/school. To reply click to open the post or select see *more/add post* in the bottom right corner. Click on the pencil and the page opens for you to write and add pictures.

Development Map

Signed in successfully.

Akifah Hussain

Di Chilvers

My News This is Me My Information My Learning Stories My Gallery My Interests My Development Map Reviews

This is Me

My Family
I live with my Mum, Dad, big sister Malaikah and our new baby Samir. He cries a lot. Granny lives with us as well - I like sitting on her knee.

About Me

I really like... Playing outside and making secret dens with my big sister. We have big adventures together and make dinner with the mud and leaves.

I don't like... It when it's dark in my bedroom so mummy leaves the light on and reads me a story then we have a big hug

My Development Map Updates

- Akifah sorts out the wild animals! Observation updated 05/10/21 17:00
- Akifah meets Monty the Python Learning Story added 05/10/21 17:07
- Akifah is interested in Elephants! Learning Story added 05/10/21 17:07
- Akifah sorts out the wild animals! Observation added to My Gallery 14/09/21 13:56
- Akifah Hussain's Parent Review... Parent Review updated 13/06/21 17:55

plus 0 more since yesterday see more

Reflections Nursery School News

- Everyone wants to style their hair! There has been a flurry of interest in hair styles after the... 15/06/21 13:36
- Forest School News! The Tigers went for an autumn hunt in our forest today, looking for conkers... 15/10/20 11:09
- Welcome to our Nursery School News! Now that we are able to add our School News the children's... 11/03/20 09:50

plus 0 more since yesterday see more

My Home News

- Happy Birthday Akifah hope you had a fab party 15/06/21 16:31
- Hallo Akifah - hows it going with the elephants 27/05/21 07:32
- Hallo Di! Akifah wanted to send you a picture of her Imagination Bird - here it is. She spent so... 30/05/21 14:53
- Akifah is so excited about coming back to Nursery, she has really missed her friends. Will you... 16/09/20 12:58
- Hallo Dil wanted to tell you that Akifah has been poorly over the weekend with a nasty bug so I... 15/03/20 13:26

plus 0 more since yesterday see more/add post

- **My Development Map Updates** will show you everything that has been published including *My Learning Stories*, New additions to *My Gallery*, *My Interests* and your child's reviews.

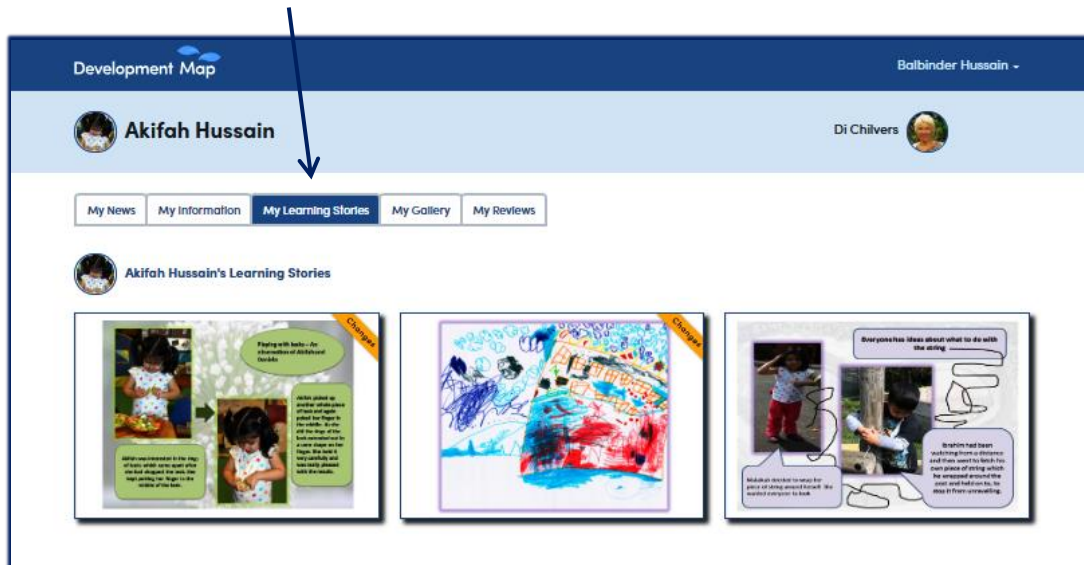
Tip: You will receive an alert message when there are new additions.

- *See more* takes you to a full page/index of your child's posts
- **Setting/School News** is posted here; *see more* takes you to the previous News.
- **Setting/School News** is sent to all the children and is a great way of keeping in touch with Events, Reminders, Special News, Local News or sending out urgent messages quickly

What can I see on my Child's Development Map pages? (Cont)

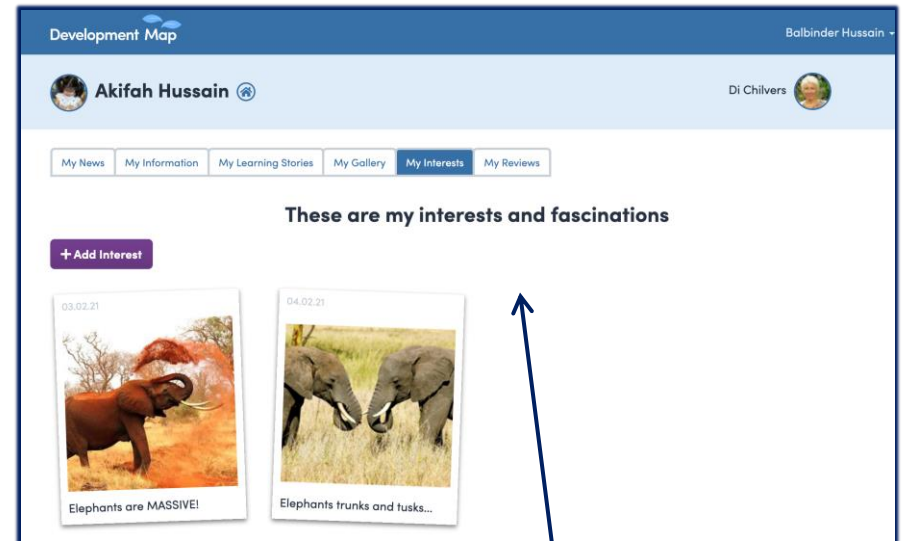
My Learning Stories

My Learning Stories are observations of what your child has been involved in during their play and activities. They tell the story of their learning as it unfolds – it's great to read these together and talk together about what is happening.



My Gallery

Are shorter observations which capture important, special moments of your child's development, thinking, talking and learning.



My Interests

This is your child's page where they can add, with your help, comments and pictures of their current interest and ideas. There are many opportunities for talking together and asking your child what they want to say and any questions they may have.

The My Interest page is a wonderful catalyst for conversations between home and setting/school, sharing home culture, language and community – it's easy to do.

Click on



Choose File to add a picture, add a short title and click on Create Interest

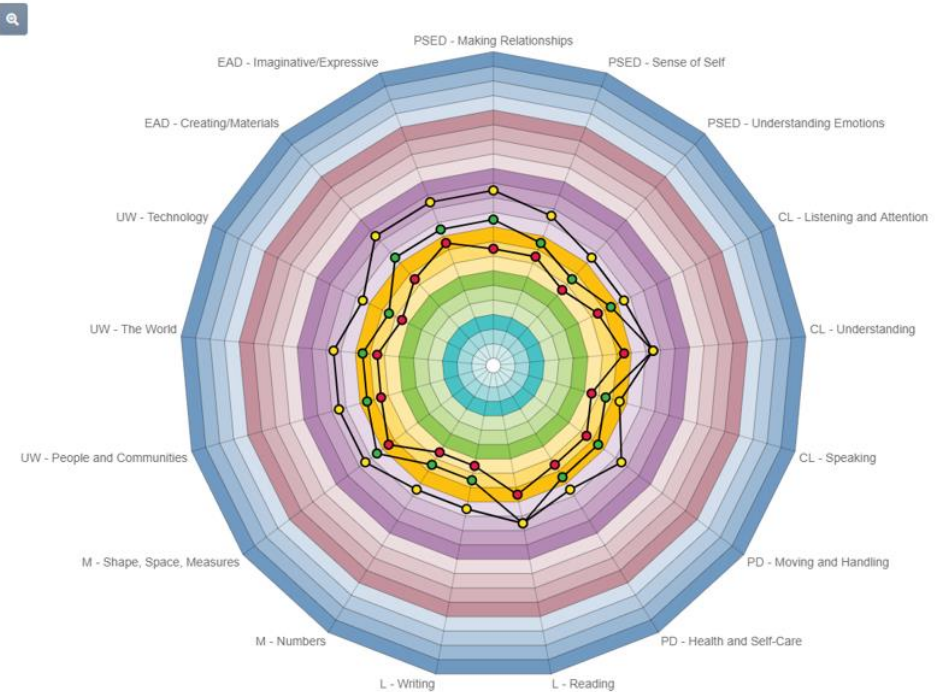

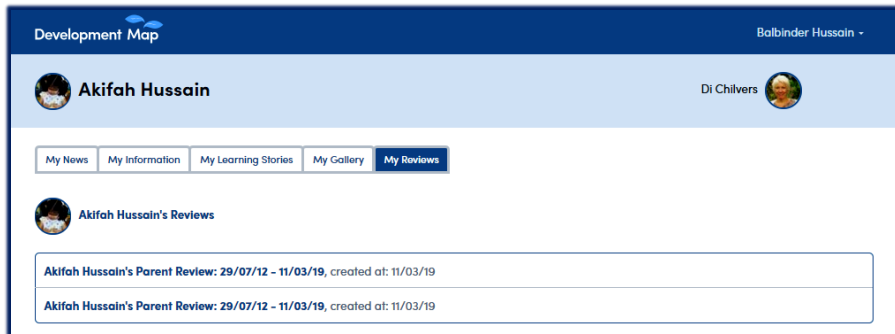
A form titled 'Add a new Interest' with a blue header. It contains a 'Choose File' button, a text input field for 'Add a short title...', a green 'Create Interest' button, and a grey 'Close' button.

Click on the Interest image and a page opens to write about the interest. Don't forget to click on Post!

What can I see on my Child's Development Map pages? (Cont)

My Reviews

Every so often your child's key person/teacher will make a summary review of your child's development, progress and learning using all their observations, learning stories and interests and everything they know about your child's learning and progress. They will also include what you have shared with them about your child at home. All this rich information is used to create your child's Development Map so that you can see how well they are progressing and where they may need more support.



Your child's key person/teacher will talk together with you about their Development Map and the aspects of learning. It's interesting and important to see your child's development in a holistic way, which means looking at how all the aspects of your child's learning and experiences connect.

The conversations that you have together, with your child's key person/teacher, are so valuable for supporting their development, learning and progress.

The Development Map helps us all to come together to nurture your child's unique journey in their early childhood years.

Children "come into the world eager to learn and into their families who have high hopes for them. Teachers, educators and all the adults in Early Childhood Education settings work together in partnership to realise these hopes."

(Adapted from Te Whariki, the [New Zealand Early Childhood Curriculum](#))